
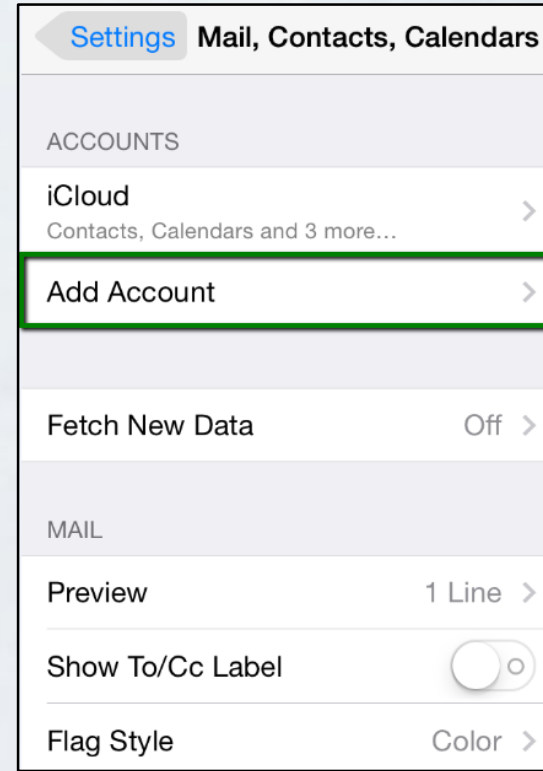
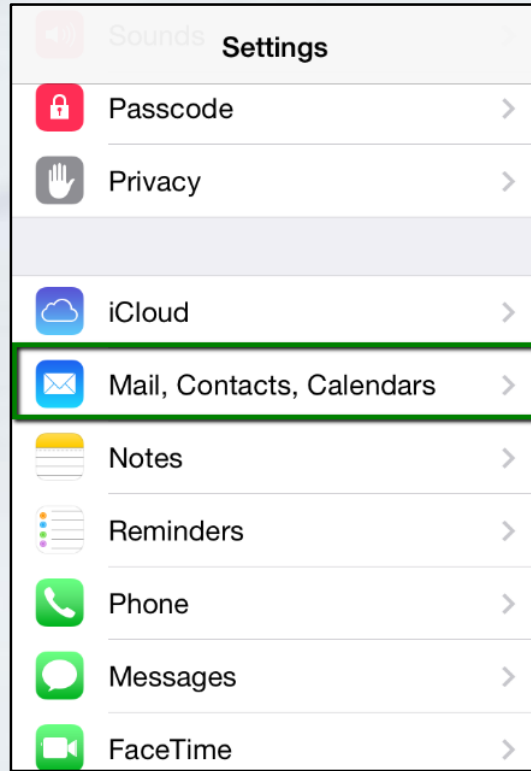


Email Setup for Apple Mobile Device

Set up Exchange ActiveSync on your iPhone,
iPad, or iPod touch



Go to Settings>Mail, Contacts, Calendars>Add Account>Exchange

Cancel Exchange Next

Email first.lastname@mgccc.edu

Password ●●●●●●●●●●●●●●●●

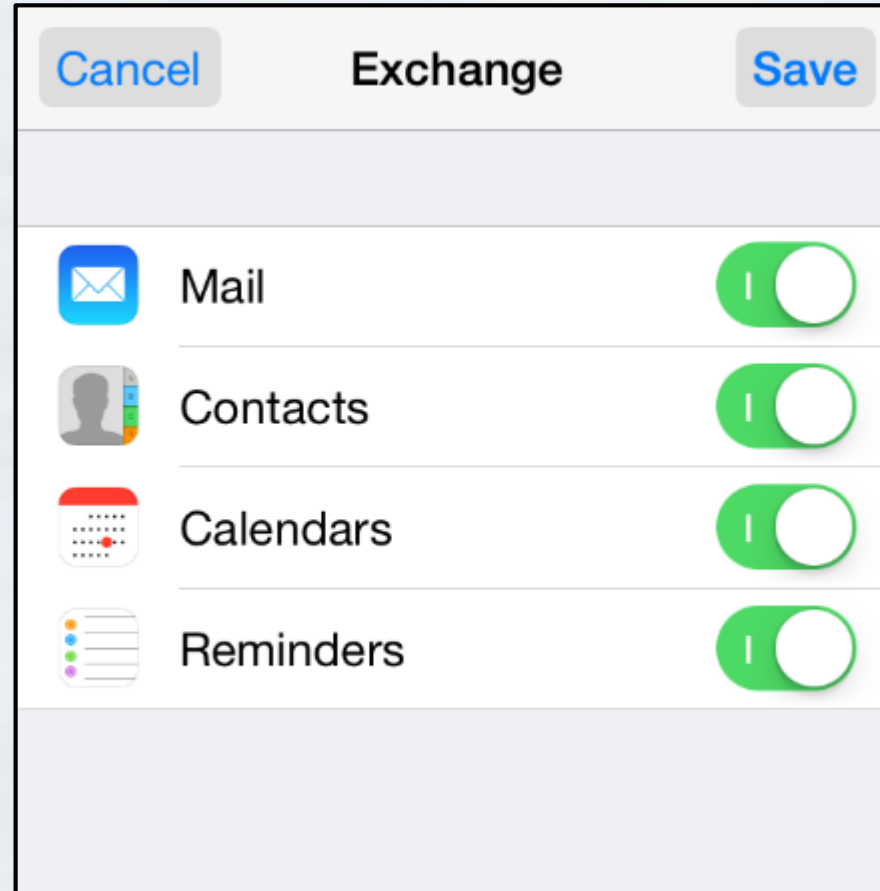
Description Exchange

Enter your email address and password and click Next

☀ Verifying	
Email	first.lastname@mgccc.edu
Server	outlook.office365.com
Domain	
Username	first.lastname@mgccc.edu
Password	●●●●●●●●●●●●●●●●
Description	Exchange

Exchange	
Email	first.lastname@mgccc.edu ✓
Server	outlook.office365.com ✓
Domain	
Username	first.lastname@mgccc.edu ✓
Password	●●●●●●●●●●●●●●●● ✓
Description	Exchange ✓

Each setting should be verified with a check mark.



Now you can select what you want to sync. It is recommended to not sync SMS if that is an option for your phone.



"Making a Positive Difference..."